

**DISTRIBUTED BY:**  
**Pro Wood Finishes**  
**14622 Southlawn Lane**  
**Rockville MD 20850**  
**Ph: (301) 424-3033**

CERTIFIED FULL UNIT  
**HEPA**  
DUST EXTRACTORS

**CT 26 E** | \$730.00  
574930

**CT 36 E** | \$790.00  
574935

**CT 48 E** | \$830.00  
574938

The CT 26, CT 36, and CT 48 are Festool's most capable and versatile mobile Dust Extractors. These units can easily negotiate obstacles in the shop or on the worksite. All three units carry Full Unit HEPA Certification.



## More Details

### Highly portable

Generously-sized casters plus an ergonomic center handle, positioned for comfortable lifting and carrying, deliver a truly mobile solution. Integrated parking brake prevents movement during transport.

### Wet capabilities

With a water level detector, when used with wet filter, CT Dust Extractors can be used for wet extraction since the unit automatically shuts off when the container is full. Use with a Festool cleaning set for a complete extraction solution.

### Filter bag efficiency

Maximize Filter Bag life due to the horizontal design that uses space efficiently, and ultimately uses fewer bags to hold more dust and debris.

### Foot brake

Quick on/off foot-actuated brake prevents roll-off during usage or during transport.

## Features + Capabilities



### Variable suction force

With a simple turn of the dial, CFM and power consumption are regulated at the CT for greater dust extraction control.



### Self-cleaning filter bag

Collapsible bag design eliminates dust cake between cycles, delivering full and sustained suction force and longer bag life.



### HEPA filtration

Includes a standard-equipment HEPA filter, rated to remove 99.99% of dust and particulate down to .3 microns.



### Automatic tool start

On-board outlet connection and AUTO setting provides tool-triggered function for automatic dust extraction.



### Integrated SYS-Dock and hose garage

Cords and hoses conveniently store in the onboard Hose Garage, while the flat top and locking latches allow you to attach one or more SYSTEMERS.



### Anti-static hose

Anti-static design helps to eliminate dust particle buildup on the hose exterior, while also preventing clogging and errant shocks.



	CT SYS	CT MINI	CT MIDI	CT 26 E	CT 36 E	CT 48 E	CT 36 AC
	\$395.00 575280	\$540.00 575260	\$590.00 575267	\$730.00 574930	\$790.00 574935	\$830.00 574938	\$915.00 574933

**Standard package includes**






Anti-Static Suction Hose	1-1/16" x 9.8' (27 mm x 3.0 m)	1-1/16" x 11.5' (27 mm x 3.5 m) (1 piece)	1-1/16" x 11.5' (27 mm x 3.5 m) (1 piece)	1-1/16" x 11.5' (27 mm x 3.5 m) (1 piece)	1-1/16" x 11.5' (27 mm x 3.5 m) (1 piece)	1-1/16" x 11.5' (27 mm x 3.5 m) (1 piece)	1-7/16" x 11.5' (36 mm x 3.5 m) (1 piece)
Filters	HEPA (1 piece)	HEPA (1 piece)	HEPA (1 piece)	HEPA (1 piece)	HEPA (1 piece)	HEPA (1 piece)	1 Micron (1 piece)
Disposable Filter Bag	1 piece	1 piece	1 piece	1 piece	1 piece	1 piece	1 piece
Container / Filter Bag Capacity	1.2 gal / 0.9 gal (4.5 liters / 3.5 liters)	2.6 gal / 2 gal 10 liters / 7.5 liters	3.9 gal / 3.3 gal 15 liters / 12.5 liters	6.9 gal / 6.3 gal 26 liters / 24 liters	9.5 gal / 8.9 gal 36 liters / 34 liters	12.7 gal / 12.2 gal 48 liters / 46 liters	9.5 gal / 36 liters








**Specifications**

Depth x Width x Height	15.6" x 11.6" x 10.6" (396 x 296 x 270 mm)	17.5" x 13.5" x 16.5" (440 x 340 x 420 mm)	17.5" x 13.5" x 18.5" (440 x 340 x 470 mm)	24.8" x 14.4" x 21.25" (630 x 365 x 540 mm)	24.8" x 14.4" x 23.4" (630 x 365 x 596 mm)	28.1" x 15.4" x 26.75" (715 x 392 x 680 mm)	24.8" x 14.4" x 23.4" (630 x 365 x 596 mm)
Weight	15.2 lbs (6.9 kg)	19.2 lbs (8.7 kg)	19.8 lbs (9 kg)	28.7 lbs (13 kg)	31.8 lbs (14.4 kg)	35.9 lbs (16.3 kg)	33.5 lbs (15.2 kg)
Noise (Sound Level)	67 dBA	62 dBA (low setting) 72 dBA (max. setting)	62 dBA (low setting) 72 dBA (max. setting)	62 dBA (low setting) 71 dBA (max. setting)	62 dBA (low setting) 71 dBA (max. setting)	62 dBA (low setting) 71 dBA (max. setting)	62 dBA (low setting) 71 dBA (max. setting)
Max. Suction Capacity	106 CFM (3,000 l/min)	130 CFM (3,700 l/min)	130 CFM (3,700 l/min)	137 CFM (3,900 l/min)	137 CFM (3,900 l/min)	137 CFM (3,900 l/min)	137 CFM (3,900 l/min)
Maximum Vacuum	80" static water lift (20,000 Pa)	96" static water lift (24,000 Pa)	96" static water lift (24,000 Pa)	96" static water lift (24,000 Pa)	96" static water lift (24,000 Pa)	96" static water lift (24,000 Pa)	96" static water lift (24,000 Pa)
Power Consumption	1000 watts 8.3 amps 120 V AC	400-1200 watts 3.3-10 amps 120 V AC	400-1200 watts 3.3-10 amps 120 V AC	350-1200 watts 2.9-10 amps 120 V AC	350-1200 watts 2.9-10 amps 120 V AC	350-1200 watts 2.9-10 amps 120 V AC	350-1200 watts 2.9-10 amps 120 V AC

## CT Accessories

A complete and seamless system, Festool Dust Extractors and accessories work together with our tools not only to remove dust, but enhance your work and save time. From full cleaning sets, to individual hoses, nozzles and filters, these are more than add-ons. They're integral to our approach.

		CT SYS	CT MINI	CT MIDI	CT 26 E	CT 36 E	CT 48 E	CT 36 AC	
<b>CLEANING SETS</b>									
	<p><b>Compact Cleaning Set</b> D 27/D 36 K-RS-Plus</p> <p>Compact and lightweight set for quick cleanup on jobsites and in workshops. Includes: SYSTAINER 1 [497 563]; 36 mm PP1 Curved Hand Tube [452 901]; 36 mm PP Extension Tube [452 903] [3 pieces]; 36 mm PP Interchangeable Floor Nozzle [452 906]; 36 mm PP Crevice Nozzle [452 904]; 36 mm PP Upholstery Nozzle [500 592]</p>	•	•	•	•	•	•		<p><b>\$100.00</b> 497697</p>
	<p><b>Universal Cleaning Set</b> D 36 UNI-RS-Plus</p> <p>Includes: SYSTAINER 5 [497 567]; 36 mm Non-Antistatic Hose [11.5'] length [452 881]; 36 mm PP Curved Hand Tube [452 901]; 36 mm PP Extension Tube [452 903] [3 pieces]; 36 mm PP Standard Floor Nozzle [452 907]; 36 mm PP Crevice Nozzle [452 904]; 36 mm PP Upholstery Nozzle [500 592]; 36 mm PP Suction Brush [440 404] General purpose, all-plastic cleaning set for jobsite or workshop cleaning tasks.</p>				•	•	•	•	<p><b>\$190.00</b> 497702</p>
	<p><b>Tradesman / Installer Cleaning Set</b> D 36 HW-RS-Plus</p> <p>Includes: SYSTAINER 5 [497 567]; 36 mm Anti-Static Hose [11.5'] length [452 882]; 36 mm SS2 Curved Hand Tube [452 900]; 36 mm SS Extension Tube [452 902] [3 pieces]; 36 mm PP Multipurpose Floor Nozzle [452 911]; 36 mm PP Crevice Nozzle [452 904]; 36 mm PP Upholstery Nozzle [500 592]; 36 mm PP Suction Brush [440 404] Rugged stainless-steel set is built for durability and equipped to be the ideal solution for both residential and commercial jobsites.</p>				•	•	•	•	<p><b>\$275.00</b> 497700</p>
	<p><b>Workshop Cleaning Set</b> D 36 WB-RS-Plus</p> <p>Includes: SYSTAINER 5 [497 567]; 36 mm Anti-Static Hose [11.5'] length [452 882]; 36 mm SS Curved Hand Tube [452 900]; 36 mm SS Extension Tube [452 902] [3 pieces]; 36 mm Aluminum Industrial Floor Nozzle [452 908] Rugged stainless-steel set is built for durability and equipped to be the ideal solution for commercial shops or industrial settings.</p>				•	•	•	•	<p><b>\$310.00</b> 497701</p>
	<p><b>Industrial Cleaning Set</b> D 50 GS-RS</p> <p>Includes: Cardboard box; 50 mm Non-Antistatic Hose [8.25'] length [452 887]; 50 mm PP Extension Tube [440 412] [2 pieces]; 50 mm PP Workshop Floor Nozzle [452 909]; 50 mm PP Square Nozzle [440 416]; 50 mm PP Large Crevice Nozzle [452 912]; 50 mm PP Suction Brush [440 419] Oversized industrial set comes complete with large diameter tubes and hose for tackling heavier cleanup tasks or larger debris.</p>				•	•	•	•	<p><b>\$145.00</b> 454770</p>

		CT SYS	CT MINI	CT MIDI	CT 26 E	CT 36 E	CT 48 E	CT 36 AC		
<b>FILTER BAGS</b>										
	<b>SELF-CLEAN Filter Bag</b> Self-cleaning fleece filter bag enables vac to maintain suction up to full capacity. Extremely durable for all kinds of debris, including drywall and cement dust. No more torn bags or accidental spills. Filters particles to 5 microns. Integrated flap to seal bag. (5 pieces)	•							\$22.00 500438	
			•							\$32.00 498410
				•						\$38.00 498411
					•					\$42.00 496187
							•		•	\$48.00 496186
	<b>Longlife Filter Bag</b> Sturdy, reusable bag is ideal for collecting coarse chips and debris, lasting up to 500 uses. Fast, easy and secure installation and removal eliminates downtime. (1 piece)	•						\$53.00 497539		
			•						\$86.00 500642	
				•						\$105.00 499703
					•					\$145.00 499704
						•				\$230.00 496120
	<b>Disposable Dust Liners</b> Sanding drywall creates a lot of dust. These open-face, disposable collection bags provide an easy and convenient means to dispose of the mess. (5 pieces)							\$250.00 496121		
							•		\$275.00 498506	
								•	\$46.00 496215	
<b>FILTER ELEMENTS</b>										
	<b>HEPA Main Filter</b> HEPA filtration. Our highest standard for filtration. Filters particles to .3 microns. (1 piece)	•							\$69.00 200340	
			•	•					\$69.00 496752	
					•	•	•	•	\$100.00 498994	
	<b>Main Filter</b> Main standard filter. Standard 1 micron filter—paper. (1 piece)	•							\$24.00 500558	
			•	•					\$30.00 456790	
					•	•	•		\$40.00 496170	
	<b>CT 36 AC Main Filter</b> AC High-Performance Filter that has One-micron filter designed specifically for use with CT 36 AC AutoClean system to maximize cleaning effectiveness.							•	\$59.00 496172	
	<b>Wet Filter</b> Prevents foam buildup associated with wet extraction. (1 piece)		•	•					\$23.00 456805	
					•	•	•	•	\$25.00 496169	

**HOSES**

**Anti-Static Hoses**

Anti-static design helps to eliminate dust particle buildup on the hose exterior, also preventing clogging and errant shocks. Includes rotating connector (extractor end) and reducing sleeve (tool end). (50 mm hose includes two (2) rotating connector pieces)



	CT SYS	CT MINI	CT MIDI	CT 26 E	CT 36 E	CT 48 E	CT 36 AC	
1-1/16" x 9.8' (27 mm x 3.0 m) AS	•							\$115.00 500559
1-1/16" to 1-1/4" x 11.5' (27-32 mm x 3.5 m) AS		•	•					\$160.00 499742
1-1/16" x 11.5' (27 mm x 3.5 m) AS				•	•	•	•	\$130.00 452878
1-1/16" x 16.5' (27 mm x 5 m) AS				•	•	•	•	\$170.00 452880
1-7/16" x 11.5' (36 mm x 3.5 m) AS				•	•	•	•	\$175.00 452882
1-7/16" x 16.5' (36 mm x 5 m) AS				•	•	•	•	\$205.00 452884
1-7/16" x 23' (36 mm x 7 m) AS				•	•	•	•	\$250.00 452886
1-15/16" x 8.25' (50 mm x 2.5 m) AS				•	•	•	•	\$150.00 452888
1-15/16" x 13' (50 mm x 4 m) AS				•	•	•	•	\$210.00 452890
1-7/16" x 11.5' (36 mm x 3.5 m) AS							•	\$190.00 496772

**Non-Antistatic Hoses**

Hose is designed for use with non-antistatic equipment such as nozzles and extension tubes. Each hose features a rotating connector (extractor end) and reducing sleeve (tool end). (50 mm hose includes two (2) rotating connector pieces)



	CT SYS	CT MINI	CT MIDI	CT 26 E	CT 36 E	CT 48 E	CT 36 AC	
1-1/16" x 11.5' (27 mm x 3.5 m)				•	•	•	•	\$92.00 452877
1-1/16" x 16.5' (27 mm x 5 m)				•	•	•	•	\$105.00 452879
1-7/16" x 11.5' (36 mm x 3.5 m)				•	•	•	•	\$110.00 452881
1-7/16" x 16.5' (36 mm x 5 m)				•	•	•	•	\$130.00 452883
1-7/16" x 23' (36 mm x 7 m)				•	•	•	•	\$155.00 452885

**Sleeved Anti-Static Hoses**

Integrated external sleeve protects the work surface and edges of material being machined as well as allows the hose to freely move over edges. Equipped with integrated Plug-It cords, these tapered hoses are compatible with most Plug-It equipped tools. Hoses are tapered for greater flexibility and airflow.






	CT SYS	CT MINI	CT MIDI	CT 26 E	CT 36 E	CT 48 E	CT 36 AC	
7/8" to 1-1/4" x 11.5' (22-32 mm x 3.5 m) AS. Supplied with SYSTAINER SYS 3.		•	•	•	•	•	•	\$250.00 201751
7/8" to 1-1/4" x 16.5' (22-32 mm x 5 m) AS. Supplied in a box.		•	•	•	•	•	•	\$280.00 201761
7/8" to 1-1/4" x 32.8' (22-32 mm x 10 m) AS. Supplied in a box.		•	•	•	•	•	•	\$375.00 201778

**HOSES**









**Hose Sleeves—Rotating Connector (replacement)**

Durable connection points for extractor end of hoses. Black-colored connectors are for use with anti-static hoses and the gray-colored connectors are for use with non-antistatic hoses.










		CT SYS	CT MINI	CT MIDI	CT 26 E	CT 36 E	CT 48 E	CT 36 AC	
	Anti-static1 version for D 27 mm suction hose.				•	•	•	•	\$27.00 452892
	Anti-static1 version for D 36 mm suction hose.				•	•	•	•	\$29.00 452894
	Anti-static1 version for D 50 mm suction hose.				•	•	•	•	\$32.00 452896

**Hose Sleeves—Reducing Sleeves**













For tool end of hoses or use with cleaning sets, tubes, nozzles and brushes.

		CT SYS	CT MINI	CT MIDI	CT 26 E	CT 36 E	CT 48 E	CT 36 AC	
	<b>Anti-Static Hose Sleeve</b> D36 mm Anti-Static suction hose reducing sleeve. Tool end of extraction hose for 36 mm hose.				•	•	•		\$27.00 487721
	<b>Antistatic Angle Adapter</b> Elbow hose end for connection in CT MIDI or CT MINI. (For use with 452 878 or 452 877)	•	•	•					\$30.00 456806
	<b>Antistatic Angle Adapter</b> Elbow hose end for connection in CT MIDI or CT MINI. (For use with 499 742)		•	•					\$29.00 499907
	<b>Antistatic Connector Sleeve</b> Connects suction hoses D 50 mm/D 36 mm/D 27 mm. Connects Rotating Connector (extractor ends) together. Tapered fit.				•	•	•		\$21.00 493047
	<b>Suction Adapter</b> For reducing from 50 mm to 36 mm hose or when connecting 36 mm to 27 mm hose.				•	•	•		\$17.75 452897
	<b>Antistatic Y-Adapter</b> Connects two suction hoses to the Dust Extractor. Includes blanking plug to cap off unused inlet.				•	•	•	•	\$44.00 452898
	<b>Blanking Plug</b> Cap seals inlet to prevent backflow of dust and debris during storage and transport.				•	•	•	•	\$17.75 452899
	<b>Anti-Static Hose Sleeve D 27 DM-AS/CT</b> For all D27 and D27/32 suction hoses, not suitable for variants with integrated plug-it cable. For all power tools with D27 and D36 flange (all Festool power tools) and cleaning accessories	•	•	•	•	•	•	•	\$25.00 500669

Anti-static versions are only effective when used with anti-static design (Festool's CT series) Dust Extractors. The reducing sleeve for the hose must be replaced by a D 36/D 27 rotating connector.

TUBES									
Curved Tubes		CT SYS	CT MINI	CT MIDI	CT 26 E	CT 36 E	CT 48 E	CT 36 AC	
	<b>Dust Extractor Tube</b> Stainless steel - Connects tubes to extraction hose for comfortable grip. Stainless steel resists corrosion and is long-lasting.	•	•	•	•	•	•	•	\$62.00 452900
	<b>Dust Extractor Tube</b> Polypropylene (with air-regulating slide to adjust suction power) - Connects tubes to extraction hose for comfortable grip. Rigid, lightweight, and crack-resistant.	•	•	•	•	•	•		\$26.00 452901
Extension Tubes		CT SYS	CT MINI	CT MIDI	CT 26 E	CT 36 E	CT 48 E	CT 36 AC	
	<b>Extension Tube</b> Stainless Steel - Resists corrosion and is long-lasting. Works with 27 and 36 mm hoses. 37-1/2" (950 mm) D 36 mm. (3 pieces)	•	•	•	•	•	•	•	\$71.00 452902
	<b>Extension Tube</b> Non-Antistatic Polypropylene - Rigid, lightweight and crack-resistant. 37-1/2" (950 mm) D 36 mm. (3 pieces)	•	•	•	•	•	•	•	\$30.00 452903
	<b>Extension Tube</b> One-Piece Anodized Aluminum - Large-diameter tube for large cleanup chores for use with 50 mm diameter hoses and accessories. 43-1/2" (1,100 mm) D 50 mm. (1 piece)				•	•	•		\$150.00 447599
	<b>Extension Tube</b> Non-Antistatic Plastic - 38" (970 mm) D 50 mm (2 pieces)				•	•	•		\$42.00 440412
Other Accessories									
	<b>Tool Holder</b> Work more efficiently by keeping your tool at hand. Tool-free installation on the top of the CT unit. Holds one tool.				•	•	•	•	\$63.00 496122
	<b>CT Wings</b> Can hold materials in place. Wings can be adjusted for various thicknesses up to two inches. Attaches to standard dust extractor hose. Supports up to 6.6 pounds of weight.	•	•	•	•	•	•	•	\$50.00 500312
Boom arm									
	<b>Boom arm</b> This Boom Arm Set includes Boom Arm (492 753), CT Handle (495 802 or 497 295), Boom Arm Tool Holder (493 558), and Boom Arm Support Bracket (496 780).				•	•		•	\$410.00 203151
	<b>Boom Arm</b> Articulating, CT-mounted arm facilitates work by elevating the suction hose and power cord.				•	•	•	•	\$375.00 492753
	<b>Handle</b> Improves mobility of CT Dust Extractors. Required for mounting of Boom Arm. Included with Boom Arm Sets.				•	•		•	\$100.00 495802
	<b>Tool Holder</b> Convenient storage and cradle for up to two sanders. For use with Boom Arm. Included with Boom Arm Sets.				•	•	•	•	\$100.00 497295
					•	•	•	•	\$69.00 493558



NOZZLES AND BRUSHES		CT SYS	CT MINI	CT MIDI	CT 26 E	CT 36 E	CT 48 E	CT 36 AC	
<b>Floor Nozzles/Brushes</b>									
	<b>Floor Nozzle</b> D 36 Aluminum Industrial Floor Nozzle - Heavy-duty industrial design. Width 14-5/8" (370 mm); 2 casters, 2 brush inserts. Accepts D 27 mm and D 36 mm hoses and tubes.	•	•	•	•	•	•		\$170.00 452908
	<b>Floor Nozzle</b> D 50 Large Aluminum Industrial Floor Nozzle - High-quality industrial design. Width 17-11/16" (450 mm); 2 casters, 2 brush inserts. Accepts D 50 mm hose and tubes.	•	•	•	•	•	•		\$185.00 452910
	<b>Floor Nozzle</b> D 36 Standard Polypropylene Floor Nozzle - Width 11-13/16" (300 mm). 2 casters, 2 brush inserts. Accepts D 27 mm and D 36 mm hoses and tubes.	•	•	•	•	•	•		\$42.00 452907
	<b>Plastic Multipurpose Floor Nozzle</b> Plastic Multipurpose Floor Nozzle - Dual-position brush height adjustment adjusts from carpet to smooth floor surfaces. Accepts D 27 mm and D 36 mm hoses and tubes. D 36 mm recommended for greater extraction efficiency.	•	•	•	•	•	•		\$69.00 452911
	<b>Turbo Suction Brush</b> Suction-activated turbine roller brush equipped with beater bar for carpet and hard surface with 4 casters. Width 10-5/8" (270 mm). Requires 36 mm hose.	•	•	•	•	•	•		\$150.00 450644
<b>Special nozzles/brushes</b>									
	<b>Suction Brush</b> Dia. 2-13/16" (70 mm). Accepts D 27 mm and D 36 mm hoses and tubes.	•	•	•	•	•	•		\$15.75 440404
	<b>Upholstery Brush</b> Width 4-11/16" (120 mm). Accepts D 27 mm and D 36 mm hoses and tubes.	•	•	•	•	•	•		\$10.50 500592
	<b>Universal Brush Nozzle</b> With brush rim and rotary hinge. Accepts D 27 mm and D 36 mm hoses and tubes.	•	•	•	•	•	•		\$21.00 498527
	<b>Crevice Nozzle</b> Length 14-5/8" (370 mm). For use with 50 mm hose and tubes.	•	•	•	•	•	•		\$25.00 452912
	<b>Crevice Nozzle</b> Length 6" (150 mm). Accepts D 27 mm and D 36 mm hoses and tubes. Included with CT SYS.	•	•	•	•	•	•		\$6.25 500593
	<b>Crevice Nozzle</b> Length 14-5/8" (370 mm). Accepts D 27 mm and D 36 mm hoses and tubes.	•	•	•	•	•	•		\$8.50 452904
	<b>Cleaning Accessory Set</b> Includes Crevice Nozzle (452 904), Upholstery Brush (440 406) and Suction Brush (440 404).	•	•	•	•	•	•		\$29.00 492392