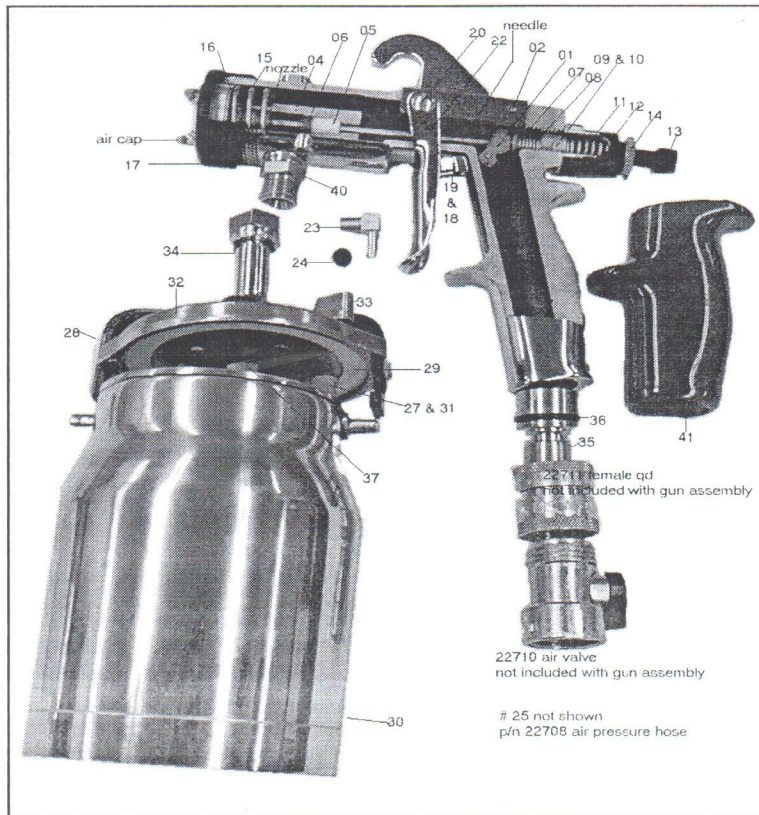


Gun Diagram




Ref. #	Part #	Description	Ref. #	Part #	Description	Ref.#	Part #	Description
	22000	Gun Body Only	14	22014	Locking Ring	28	22700	Bridge
1	22001	Actuator	15	22015	Spring Detent Plate	29	22706	Gasket
2	22002	Actuator Pin	16	22016	Detent Plate	30	22705	1 Qt. Cup
3	22003	Nozzle Holder Complete	17	22017	Pattern Control Ring	31	22726	Pressure Hose Lower-Blue
4	22004	Nozzle Holder Only	18	22018	Trigger Pin Guide	32	22703	Cover
5	22005	Packing (5 piece)	19	22019	Trigger Pin	33	22702	Lever
6	22006	Packing Adjustment Screw	20	22021	Trigger Screw	34	22704	Pick Up Tube
7	22007	Driving Ring	21	22707	Set Screw Gun to QD	35	22712	Gun Male QD
8	22008	Driving Ring Spring	22	22020	Trigger	36	22721	O Ring for QD
9	22009	Adjustment Drum	23	22714	Barbed Elbow	37	22701	Nut Pick Up Tube
10	22010	Locking Nut	24	22709	Plug for Pressure Gun	38		N/A
11	22011	Needle Return Spring	25	22708	Hose to Pressure Cup	39		N/A
12	22012	Body Material Control	26	22725	Hose Barb Cup Lid	40	22022	Fluid Fitting
13	22013	Adjustment Screw	27	22727	Elbow Cup Lid	41	22715	Grip

AMERICAN TURBINE TURBINE UNIT REPAIR PARTS


*This list of parts represents the most common repair and replaceable parts for the unit listed.

AT 950 & AT 953




Turbine	30057	30058
Switch	51065	51065
Power Cord	51029	51029
Main Filter	30099	30099
Pre-Filter	30098	30098

AT1000 AT1000+ AT3000 AT4000



Turbine	30057	30058	30073	30074
Switch	51065	51065	51065	51065
Power Cord	51029	51029	51029	51029
Main Filter	51030	51030	51030	51030
Pre-Filter	51031-1	51031-1	51031-1	51031-1

AT 1500 AT1500+ AT3500 AT3550



Turbine	30057	30058	30073	30073
Switch	51065	51065	51065	51065
Power Cord	51029	51029	51029	51029
Comp. Switch	51075	51075	51075	51075
Main Filter	51030	51030	51030	51030
Pre-Filter	51031	51031	51031	51031
Compressor	51073	51073	51073	51073
Dump Valve	22747	22747	22747	22747

The following needles and nozzles are sold separately. Use the specific part number which corresponds with the correct size needle or nozzle.

Needles



Nozzles




Needle Size mm	Part Number	Nozzle Size mm	Part Number
0.5	22101	0.5	22115
0.7	22102	0.7	22116
1.0	22103	1.0	22117
1.2	22104	1.2	22118
1.4	22105	1.4	22119
1.6	22106	1.6	22120
1.8	22107	1.8	22121
2.0	22108	2.0	22122
2.4	22109	2.4	22123
2.8	22110	2.8	22124

The following air caps are sold separately. (Unlike the needle and nozzles, **air caps can be of a different size**)

1. The smaller numbered air cap will break the material being sprayed into smaller particles for a finer finish.
2. Larger numbered air cap may reduce the amount of over spray mist.
3. For fine finish work, it is recommended that a multi-hole air cap be used.

Air Caps



Standard Air Cap		Multi Hole Air Cap	
Size mm	Part Number	Size mm	Part Number
0.5	22128	0.5	22140
0.7	22129	0.7	22141
1.0	22130	1.0	22142
1.2	22131		
1.4	22132		
1.6	22133		
1.8	22134		
2.0	22135		
2.4	22136		
2.8	22137		

For fine finish work, a **multi-hole** air cap is recommended.