



2.5 GALLON SS (NON-ASME)
STAINLESS STEEL NON AGITATED PRESSURE TANK
PRODUCT INFORMATION

DISTRIBUTED BY:
Pro Wood Finishes
14622 Southlawn Lane
Rockville MD 20850
Ph: (301) 424-3033



51-801 SINGLE REGULATED
51-802 DOUBLE REGULATED

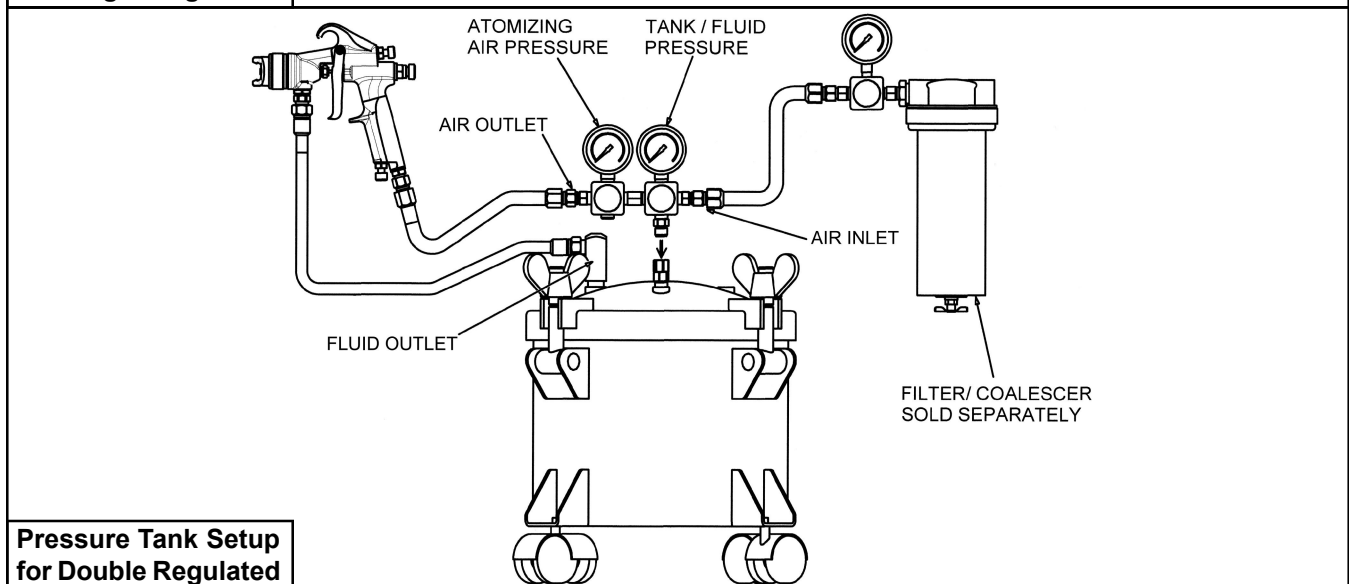
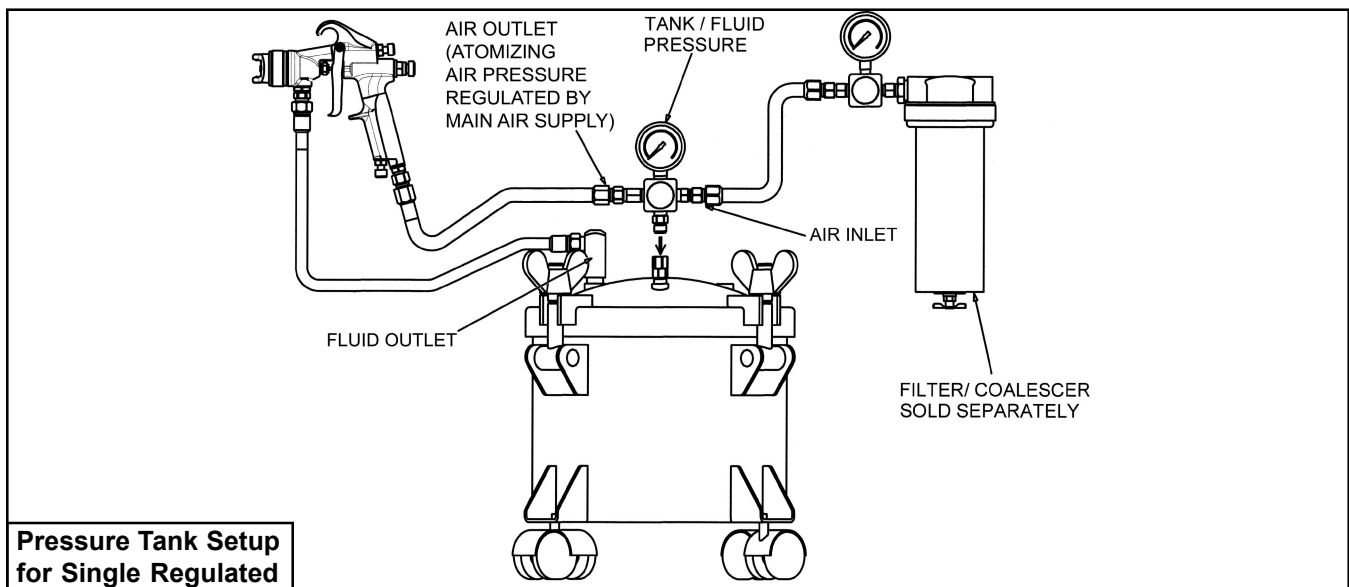
IMPORTANT NOTE: IF THIS PRESSURE TANK IS TO BE USED FOR SPRAYING FLAMMABLE MATERIALS, OPERATOR MUST NOT PRESSURIZE THIS TANK MORE THAN 15 PSI TO MEET OSHA REQUIREMENTS. FOR NON-ASME PRESSURE VESSELS. IT IS THE RESPONSIBILITY OF THE OPERATOR TO FOLLOW THIS MANDATORY PROCEDURE.

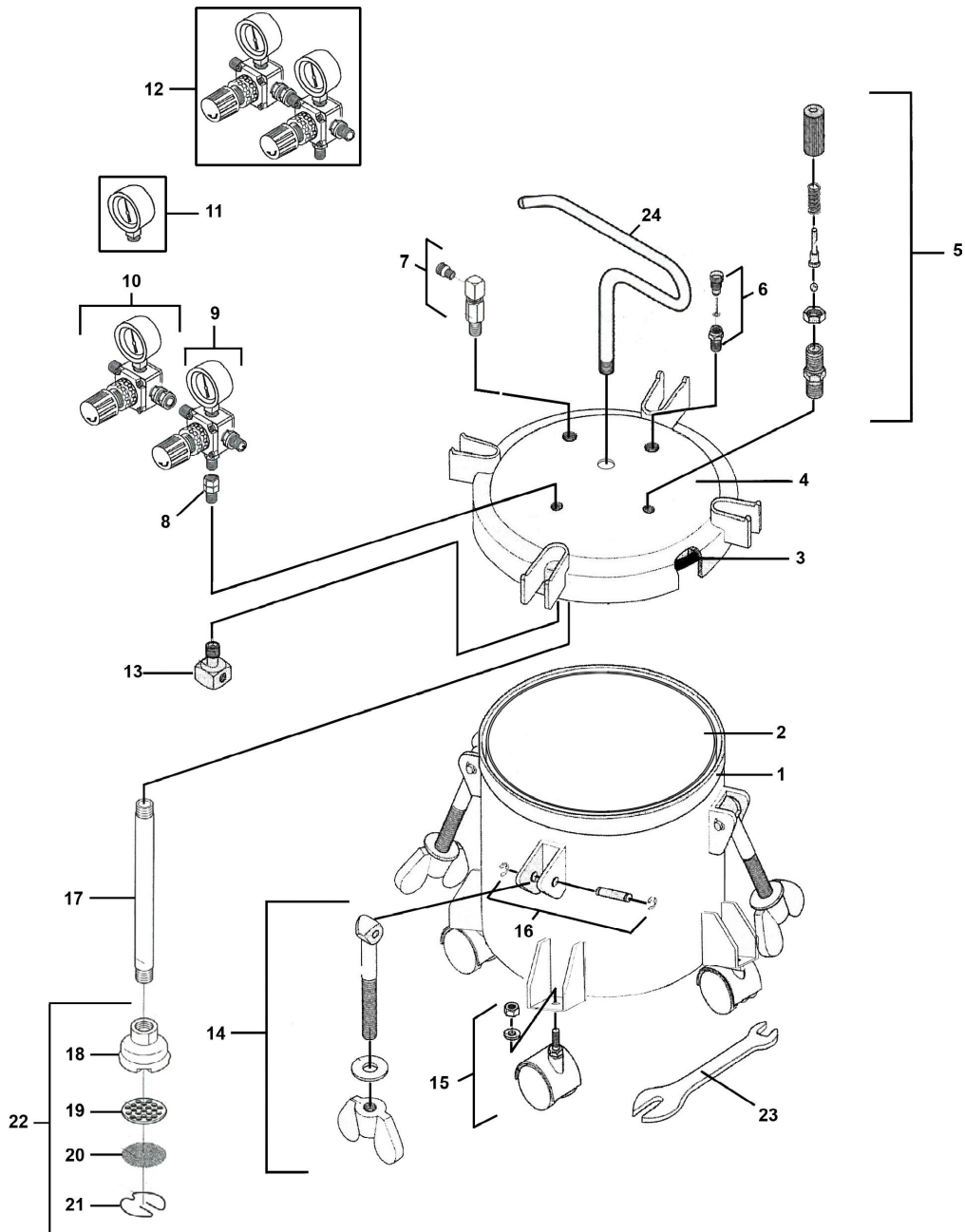
GENERAL INFORMATION

This pressure tank is equipped with either single or double air pressure regulation, pressure safety relief valve, tank vent valve, a disposable plastic liner, and four caster wheels.

CAUTION!

1. Maximum tank pressure of 80 psi. The safety relief valve is designed to protect the tank against excessive pressures. **DO NOT** attempt to make adjustments to this valve. If this valve begins to vent air, reduce the setting on the air inlet regulator.
2. **DO NOT** alter the tank in any way by welding, drilling or machining as this may weaken the structure of the tank.
3. To prevent hazardous static sparks from occurring, always ground the tank by connecting a 12 ga. wire to the tank and to a known earth ground.
4. Halogenated solvents will react chemically with aluminum and may cause an explosion. Examples of halogenated solvents are 111 trichlorethane and methylene chloride. **DO NOT use the removable aluminum tank liner with any halogenated solvents.**
5. Be sure tank pressure is completely relieved before attempting to remove tank cover or material fill cap. Shut off the main air supply to the tank and vent pressure using the vent valve located on the tank lid.





ITEM NO.	PART NO.	DESCRIPTION	ITEM NO.	PART NO.	DESCRIPTION
1	51-226SS	Tank Shell	13	51-237	Air Flow Diffuser
2	51-261	Disposable Rigid Liners (12 or 60 pk)	14	51-236	Eye Bolt Assembly
	51-231	Disposable Bag Liners (10 pk)	15	51-224	Caster (4 Req'd)
	51-227	Stainless Steel Tank Liner		51-252	Optional Stationary Feet (4 Req'd)
3	51-220	Gasket	16	51-233	Pin Assembly
4	51-228SS	Tank Lid Assembly	17	51-223SS	Fluid Pickup Tube
5	51-229	Safety Relief Valve Assembly	18	51-256	Inlet Strainer Body
6	51-234	Tank Vent Valve	19	51-254	Inlet Screen Backup Plate
7	51-230SS	Material Outlet Valve	20	51-248	Inlet Screen
8	51-280	Swivel Connection	21	51-255	Inlet Retainer Clip
9	52-10A	Fluid Regulator Assembly	22	51-232	Inlet Strainer Assembly
10	52-11A	Atomizing Air Regulator Assembly	23	51-225	Wrench
11	52-58	Pressure Gauge	24	51-235SS	Handle
12	52-303	Dual Regulator Assembly			

Single regulated supplied with item 9, double regulated supplied with items 9 & 10

Pressure Tanks Available From C.A. Technologies



2.5 Gallon Pressure Tank
51-201 Single Regulated
51-202 Double Regulated



2.5 Gallon Pressure Tank
With Air Powered Agitation
51-203 Single Regulated
51-204 Double Regulated



5 Gallon Pressure Tank
With No Agitation
51-507 Single Regulated
51-508 Double Regulated



5 Gallon Pressure Tank
With Manual Agitation
51-501 Single Regulated
51-502 Double Regulated



5 Gallon Pressure Tank
With Air Powered Agitation
51-503 Single Regulated
51-504 Double Regulated



10 Gallon Pressure Tank
With No Agitation
51-551 Single Regulated
51-552 Double Regulated



10 Gallon Pressure Tank
With Manual Agitation
51-557 Single Regulated
51-558 Double Regulated



10 Gallon Pressure Tank
With Air Powered Agitation
51-553 Single Regulated
51-554 Double Regulated