

# Custom Color Punch Kit™

Use with material up to .022"  
Not recommended for  
Plastic Laminate



## Custom Color Punch Tool



- Hard shell case
- 1" x 50' SpeedTape
- 3/8", 9/16" and 18mm die
- Hole Punch Tool
- PowerHead Screws

## Custom Color Punch Kit



- Hard shell case
- 1" x 50' SpeedTape
- 3/8", 9/16" and 18mm die
- Hole Punch Tool
- PowerHead Screws
- FlushMount Drill Bit System

## Custom Color Punch Pro Kit



- Hard shell case
- 1" x 50' SpeedTape
- 3/8", 9/16" and 18mm die
- Hole Punch Tool
- PowerHead Screws
- FlushMount Drill Bit System
- 3/8" and 18mm Carbide Cutters

You need one cap and not 1000? The Custom Color Punch Kit is the tool for you. Take any standard edgbanding or veneer, apply SpeedTape, punch your cap out and you are done.

### Features...


- Precision steel dies
- Ratcheting cutters
- Built-in ejector pin

### Great for...

- Making custom caps
- Covering screws
- Covering mistakes

Patent Pending

Description	Part Number	Price
Custom Color Punch Tool	HOLE PUNCH - SINGLE	
Custom Color Punch/Drill Kit	HOLE PUNCH KIT	
Pro Custom Color Punch/Drill Kit	HOLE PUNCH PRO KIT	
Rafix cutting die	HP-RAFIX1	



Custom colors with no match?




Get the perfect match with this kit!




1. Apply SpeedTape to edgbanding



2. Drill hole



3. Countersink PowerHead Screw



4. Apply Fastcap