


Fastedge Clamp™



Approx.
5" square



Comes with four
1-1/8" PowerHead
Screws

Easy installation onto
the work bench using
PowerHead Screws.

3/4" wide flex track allows you to
fine-tune the tension by raising or
lowering the outside feet



Applying edgebanding to 3/4" shelves can be a real pain. The Fastedge Clamp securely holds your shelf in place allowing you to use both hands to install your peel & stick Fastedge edgebanding.

Features...


- Easy installation
- Adjustable tension
- Non-marring and durable

Great for...

- Applying Fastedge
- Applying SpeedTape
- Cabinet assembly


Patent Pending

Description	Part Number	Price
Fastedge Clamp (2 pack)	FE-CLAMP	



Hard to hold and work

Problem



Easy to work with both hands!

Solution



Holds shelves securely

Feature

DISTRIBUTED BY:
Pro Wood Finishes
14622 Southlawn Lane
Rockville MD 20850
Ph: (301) 424-3033