

FS/2 Guide Rails

Make your jobs easier by bringing the tool to the work. Available in eight different lengths, there's an ideal rail for every application. In addition, Guide Rails can be quickly and securely connected to allow for customized cutting lengths, plus easier transportation and storage.



Features + Capabilities



Straight guidance

Easily create straight, splinter-free, glue-ready joints when paired with TS Saws, or perfectly guided dados, flutes, or ploughs, with OF Routers.



System integration

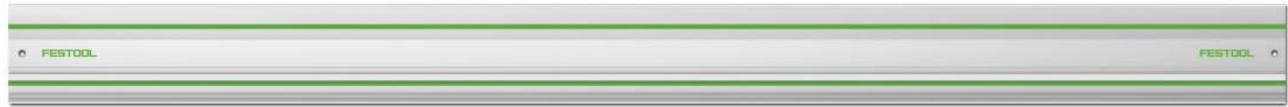
A fully integrated system, use your Festool routers or jigsaw with the guide rail for expanded capability.



Non-skid, self-clamping strips

Dual clamping strips on the bottom prevent movement during the cutting operation—less setup time and better results.

Track Saws/Guide Rails



Guide Rails								
FS 800/2	FS 1080/2	FS 1400/2	FS 1900/2	FS 2700/2	FS 3000/2	FS 5000/2	FS 1400/2-LR 32	FS 2424/2-LR 32
\$92.00 491499	\$110.00 491504	\$145.00 491498	\$225.00 491503	\$355.00 491937	\$385.00 491501	\$665.00 491500	\$145.00 496939	\$365.00 491622
32" (800 mm)	42" (1,080 mm)	55" (1,400 mm)	75" (1,900 mm)	106" (2,700 mm)	118" (3,000 mm)	197" (5,000 mm)	55" for hole series (1,400 mm)	95" for hole series (2,424 mm)

Metric dimensions binding.




Guide Rail Accessory Kit | \$240.00 497657

Effortlessly produce perfect cuts or routs with the included Angle Unit, Limit Stop for repeated stopped cuts, Deflector to manage the cord and hose, clamp with the Screw Clamps, two Connectors to join rails for greater length, and a replacement Splinterguard for splinter-free cuts.

Includes: Angle Unit (491 588); Return/Limit Stop (491 582); Extra Splinterguard (1,400 mm) (495 207); Deflector (489 022); 2 Connectors (482 107); 2 Screw Clamps (489 570); In SYSTAINER 1 with molded insert (497 563)

GUIDE RAIL ACCESSORIES



Splinter guard

Adhesive-backed Splinterguard to maintain splinter-free cut quality. Splinterguard material is semi-transparent for better visibility of the cut line and is quick and easy to replace.

Splinter guard
FS-SP 1400/T (55")

\$24.00
495207

Splinter guard
FS-SP 5000/T (197")

\$46.00
495209

Non-Skid Strip
















Non-slip adhesive strips to maintain the self-clamping feature of the Guide Rails, in 32.8' (10 m) roll.

\$29.00
485724

Glide Strip

Adhesive PTE plastic glide strip for FS/2 Guide Rails, in 32.8' (10 m) roll. Green in color and slightly crowned to reduce drag for smooth and easy cuts.

\$40.00
491741

GUIDE RAIL ACCESSORIES		
	<p>Parallel Side Fence Achieve precise, repeatable rip cuts with two adjustable stops that engage the edge parallel to the cut. Adjustable to 25-19/32" (650 mm). (Guide rail not included)</p>	<p>\$300.00 Met. 495717 Imp. 201182</p>
	<p>Parallel Guide Extension Perfect for making narrow repetitive rip cuts. Attaches to Parallel Guide and accepts the same stops for cuts up to 7-11/16" (195 mm). (Guide rail not included)</p>	<p>\$170.00 Met. 495718 Imp. 200183</p>
	<p>Parallel Guide Set Includes both Slide Fence and Guide Extension</p>	<p>\$350.00 Met. 203155 \$360.00 Imp. 203160</p>
	<p>Hole Drilling Set Produce solid and consistent finished cabinets using the European frameless 32 mm system. Enables precision placement of shelf pin holes in casework. [See page 77 for list of included accessories.]</p>	<p>\$535.00 584100</p>
	<p>Deflector Tool-free connection to Guide Rails via the T-slot and thumbscrew. Helps to prevent the suction hose and cords from catching on the end of the Guide Rail for easier cord and hose management.</p>	<p>\$24.00 489022</p>
	<p>Limit Stop Set stop points on the Guide Rail for repeat cuts and plunge-cuts. Infinitely adjustable placement along the entire rail. Reduces the risk of kickback when initiating plunge-cuts.</p>	<p>\$13.75 491582</p>
	<p>Angle Unit Connects to the upper T-slot of FS Guide Rails for setting angles on material. 180° marked scale. Transfer angles from the wall to the workpiece.</p>	<p>\$110.00 491588</p>
	<p>Connector Connects two Guide Rails for long workpieces by sliding into the T-slot grooves in the rails. With 2 adjustable set screws per end for a secure connection. (1 piece; 2 are needed)</p>	<p>\$20.00 482107</p>
	<p>FS-Rapid Clamp Mounts to the Guide Rails via the continuous-bottom T-slot for limitless adjustability. Fast-acting trigger makes for quick setup. Clamps material on edge. (1 piece)</p>	<p>\$59.00 489790</p>
	<p>Quick Clamp Ratcheting mechanism provides easy locking, a secure grip on material, and a quick release. A perfect companion to the MFT/3, and fits seamlessly into the bottom T-slot of FS Guide Rails for limitless positioning and secure cutting. (1 piece)</p>	<p>\$42.00 491594</p>
	<p>Screw Clamps Traditional clamp design features T-style head for use in the continuous-bottom T-slot of the Guide Rails to securely clamp to material. (2 pieces)</p>	
	Clamping thickness 4-11/16" (120 mm)	<p>\$46.00 489570</p>
	Clamping thickness 11-13/16" (300 mm)	<p>\$59.00 489571</p>
	<p>Suction Handle Attach the Gecko clamp to clamp FS Guide Rails on nonporous materials. Lever actuated suction cup pads. Includes 492 616 and 492 617. (Guide rail not included)</p>	<p>\$99.00 493507</p>
	<p>Suction Handle Equipped with dual quick-release suction cups for lifting and carrying loads up to 110 lbs. Great for moving nonporous material and sheet goods.</p>	<p>\$80.00 492617</p>
	<p>Adapter Suction Hose Adapter - For attaching Gecko clamp to FS Guide Rails. Included with the Gecko set (493 507). (Guide rail not included)</p>	<p>\$30.00 492616</p>
	<p>Bag Transport and store rails up to 1,400 mm. Bag can store 2 rails up to 1,400 mm. This is the most ideal way to transport rails, featuring two cloth strap handles and a shoulder strap.</p>	<p>\$110.00 466357</p>